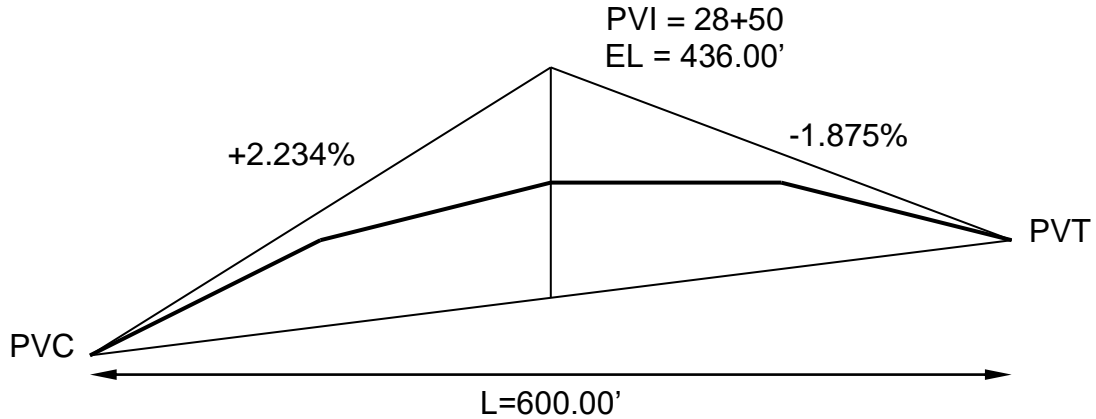


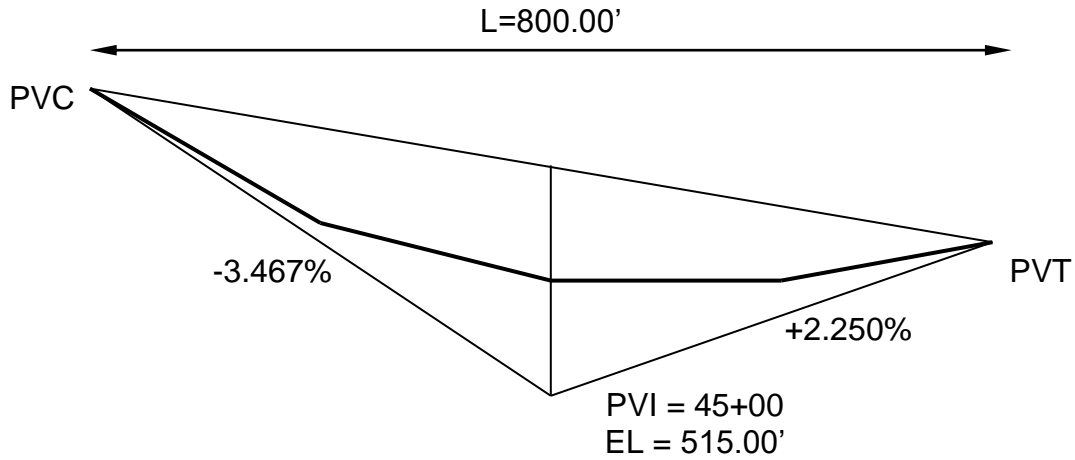
Key

1. Given the curve as shown...
Find elevations for full and half stations:



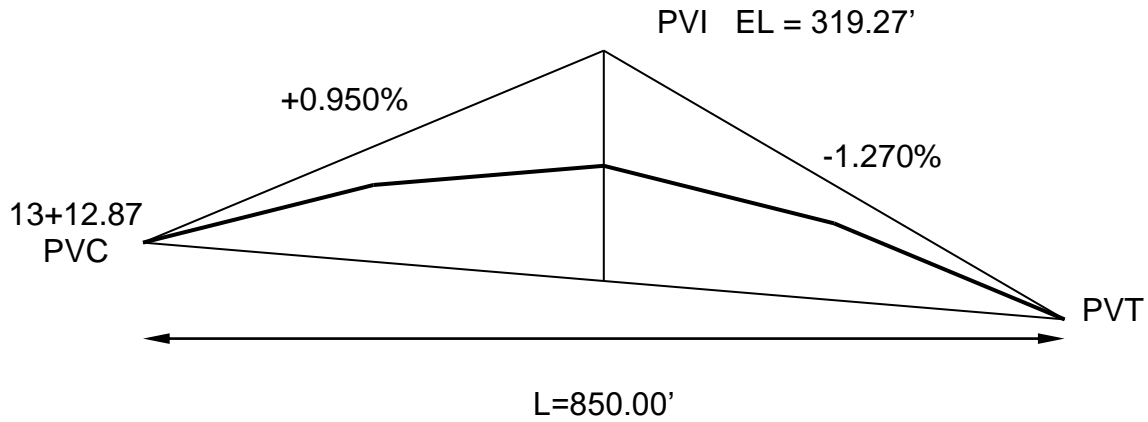
STATION	X	TANGENT ELEVATION	OFFSET	CURVE ELEVATION	FIRST DIFFERENCE	SECOND DIFFERENCE
25+50	0.00	429.30	0.00	429.30	1.03	
26+00	0.50	430.42	-0.09	430.33	0.86	-0.17
26+50	1.00	431.53	-0.34	431.19	0.69	-0.17
27+00	1.50	432.65	-0.77	431.88	0.52	-0.17
27+50	2.00	433.77	-1.37	432.40	0.35	-0.17
28+00	2.50	434.88	-2.14	432.74	0.18	-0.17
28+50	3.00	436.00	-3.08	432.92	0.00	-0.17
29+00	3.50	437.12	-4.19	432.92	-0.17	-0.17
29+50	4.00	438.23	-5.48	432.76	-0.34	-0.17
30+00	4.50	439.35	-6.93	432.42	-0.51	-0.17
30+50	5.00	440.47	-8.56	431.91	-0.68	-0.17
31+00	5.50	441.59	-10.36	431.23	-0.85	-0.17
31+50	6.00	442.70	-12.33	430.38		

2. Given the curve as shown...
Find elevations for full and half stations:



STATION	X	TANGENT ELEVATION	OFFSET	CURVE ELEVATION	FIRST DIFFERENCE	SECOND DIFFERENCE
41+00	0.0000	528.87	0.00	528.87	-1.64	
41+50	0.5000	527.13	0.09	527.22	-1.47	0.18
42+00	1.0000	525.40	0.36	525.76	-1.29	0.18
42+50	1.5000	523.67	0.80	524.47	-1.11	0.18
43+00	2.0000	521.93	1.43	523.36	-0.93	0.18
43+50	2.5000	520.20	2.23	522.43	-0.75	0.18
44+00	3.0000	518.47	3.22	521.68	-0.57	0.18
44+50	3.5000	516.73	4.38	521.11	-0.39	0.18
45+00	4.0000	515.00	5.72	520.72	-0.21	0.18
45+50	4.5000	513.27	7.24	520.50	-0.04	0.18
46+00	5.0000	511.53	8.93	520.47	0.14	0.18
46+50	5.5000	509.80	10.81	520.61	0.32	0.18
47+00	6.0000	508.07	12.86	520.93	0.50	0.18
47+50	6.5000	506.33	15.10	521.43	0.68	0.18
48+00	7.0000	504.60	17.51	522.11	0.86	0.18
48+50	7.5000	502.87	20.10	522.96	1.04	0.18
49+00	8.0000	501.13	22.87	524.00		

3. Given the curve as shown...
Find elevations for full and half stations:
(Include station at midpoint of curve.)



STATION	X	TANGENT ELEVATION	OFFSET	CURVE ELEVATION	FIRST DIFFERENCE	SECOND DIFFERENCE
13+12.87	0.0000	315.23	0.00	315.23	0.33	
13+50	0.3713	315.59	-0.02	315.57	0.39	0.06
14+00	0.8713	316.06	-0.10	315.96	0.33	-0.07
14+50	1.3713	316.54	-0.25	316.29	0.26	-0.07
15+00	1.8713	317.01	-0.46	316.55	0.20	-0.07
15+50	2.3713	317.49	-0.73	316.75	0.13	-0.07
16+00	2.8713	317.96	-1.08	316.88	0.07	-0.07
16+50	3.3713	318.44	-1.48	316.95	0.00	-0.07
17+00	3.8713	318.91	-1.96	316.95	-0.04	-0.04
17+37.87	4.2500	319.27	-2.36	316.91	-0.02	0.02
17+50	4.3713	319.39	-2.50	316.89	-0.13	-0.11
18+00	4.8713	319.86	-3.10	316.76	-0.19	-0.07
18+50	5.3713	320.34	-3.77	316.57	-0.26	-0.07
19+00	5.8713	320.81	-4.50	316.31	-0.32	-0.07
19+50	6.3713	321.29	-5.30	315.98	-0.39	-0.07
20+00	6.8713	321.76	-6.17	315.59	-0.45	-0.07
20+50	7.3713	322.24	-7.10	315.14	-0.52	-0.07
21+00	7.8713	322.71	-8.09	314.62	-0.59	-0.07
21+50	8.3713	323.19	-9.15	314.03	-0.16	0.42
21+62.87	8.5000	323.31	-9.44	313.87		